

# East Carolina University®

## BY THE NUMBERS

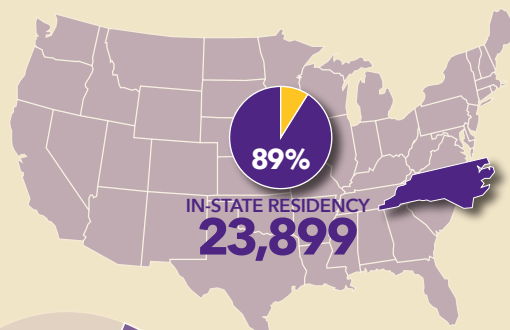
### Our Student Body

#### Total Enrollment




#### ECU Students Represent

All **100** North Carolina counties  
**49** states plus the District of Columbia  
**73** countries

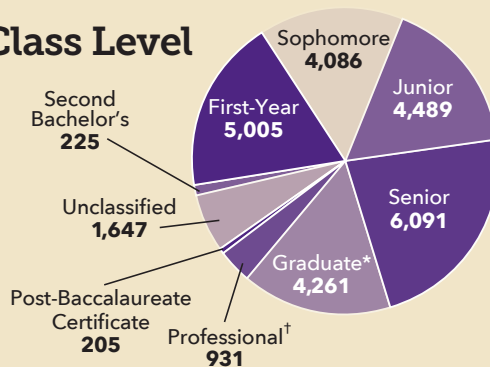


#### STEM/Health Care Enrollment

**42%** of Total Student Body



#### Class Level



#### 31% Underrepresented Race/Ethnicity

Percentage of enrolled students (total student body) who self-identify as being from one of the following groups (regardless of U.S. citizenship status): American Indian or Alaska Native, Black or African American, Hispanic, Native Hawaiian or Pacific Islander, or two or more races

\* Includes students in master's, post-master's certificate and doctoral programs

† Includes students in audiology, dental medicine, medicine, nursing practice and physical therapy programs

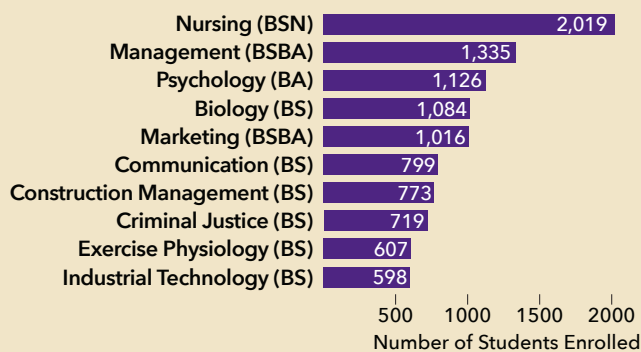
### Academics

#### Program Inventory (March 2025)

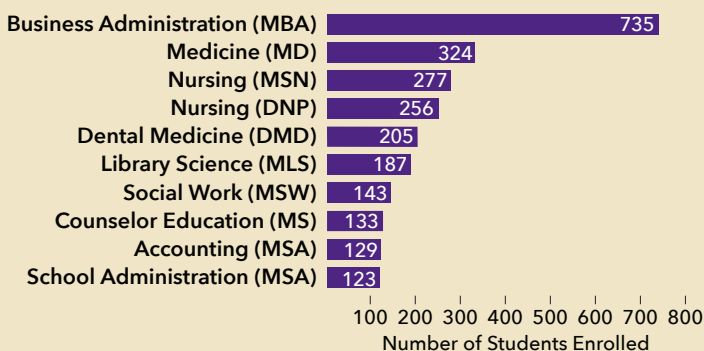


#### Highest-Enrollment Programs

##### Undergraduate



##### Graduate‡



‡ Includes students in master's, doctoral and professional degree programs

### Rankings and Recognitions

ECU achieves high rankings and recognitions from a variety of reputable publications, websites and organizations, including the following:

*Newsweek*

*U.S. News & World Report*

*Washington Monthly*

*The Princeton Review*

*Military Times*

Such acknowledgments align with our mission to be a national model for student success, public service and regional transformation.

For details – including information about the university's rankings philosophy – please visit [ipar.ecu.edu/dashboards/dshbd-ranking-recognition](http://ipar.ecu.edu/dashboards/dshbd-ranking-recognition)

# Student Life

425+

STUDENT ORGANIZATIONS

16

RESIDENCE HALLS

16

LIVING LEARNING COMMUNITIES

2

STUDENT CENTERS

3

MAIN CAMPUS RESIDENTIAL NEIGHBORHOODS

# Faculty and Staff Numbers

EHRA FACULTY	1,990
EHRA NON-FACULTY AND POSTDOCTORAL SCHOLARS	950
EHRA SENIOR ACADEMIC AND ADMINISTRATIVE OFFICERS	143
CSS CLINICAL SUPPORT SERVICES	803
SHRA STAFF	1,842
TOTAL FACULTY AND STAFF	5,728

Years of Service to State of North Carolina	
0-9	2,727
10-19	1,510
20-29	859
30+	243
Not Applicable	389

32%

Underrepresented Race/Ethnicity

Percentage of faculty and staff who self-identify as being from one of the following groups (regardless of U.S. citizenship status): American Indian or Alaska Native, Black or African American, Hispanic, Native Hawaiian or Pacific Islander, or two or more races

# Return on Investment

An ECU education is a wise investment that pays long-term – and meaningful – dividends.

## NATION'S HIGHEST-PAYING MAJORS OFFERED AT ECU

- Computer Science  
Engineering  
Information Technology  
Economics  
Nursing  
Construction Management  
Mathematics
- Business Analytics  
Finance  
Accounting  
Physics  
Business  
AND MORE

Almost 90%

of ECU alumni are EMPLOYED or advancing their education within six months of graduating.

Source: ECU First Destination Survey | [firstdestination.ecu.edu](https://firstdestination.ecu.edu)



## ABOVE-AVERAGE SALARIES

Early-career salaries for ECU graduates are above average for graduates of the University of North Carolina System working in North Carolina.

ECU is #1

- In the University of North Carolina System for adult-learner and military-affiliated enrollment
- In providing educators and health care professionals for North Carolina

# About the Data

The information in the Our Student Body, Academic Programs, and Our Faculty and Staff sections of this publication is provided by Institutional Planning, Assessment and Research (IPAR) at ECU, which collects, analyzes, warehouses and disseminates data about the university.

For detailed data resources available to the public, visit [ipar.ecu.edu/research/rsrch-public-ecu-data](https://ipar.ecu.edu/research/rsrch-public-ecu-data) online. IPAR's dashboards and reports offer current and historical details on a wide range of topics, including the following:

- Enrollment
- Demographics
- Degrees offered and awarded
- Student, faculty and staff statistics
- University rankings and recognitions

Student life information is provided by ECU's Division of Student Affairs.

