

# East Carolina University®

## BY THE NUMBERS


### Our Student Body

#### Total Enrollment



#### STEM/Health Care Enrollment

**43%** of Total Student Body

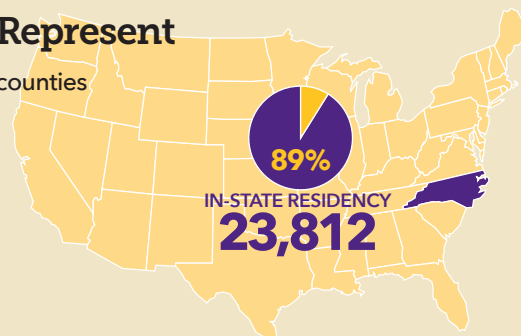


#### ECU Students Represent

All **100** North Carolina counties

**46** states plus the District of Columbia

**70** countries

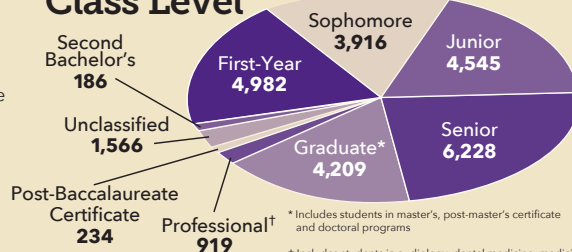


#### 31%

#### Underrepresented Race/Ethnicity

Percentage of enrolled students (total student body) who self-identify as being from one of the following groups (regardless of U.S. citizenship status): American Indian or Alaska Native, Black or African American, Hispanic, Native Hawaiian or Pacific Islander, or two or more races

#### Class Level



\* Includes students in master's, post-master's certificate and doctoral programs

† Includes students in audiology, dental medicine, medicine, nursing practice and physical therapy programs

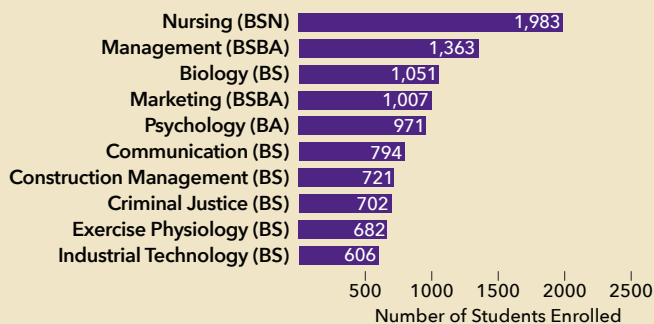
### Academics

#### Program Inventory

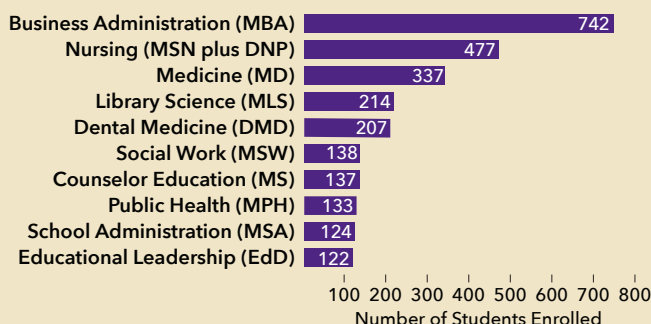


#### Highest-Enrollment Degree Programs

##### Undergraduate



##### Graduate‡



‡ Includes students in master's, doctoral and professional degree programs

#### Rankings and Recognitions

ECU achieves high rankings and recognitions from a variety of reputable publications, websites and organizations, including the following:

- *Newsweek*
- *U.S. News & World Report*
- *Washington Monthly*
- *The Princeton Review*
- *Military Times*

Such acknowledgments align with our mission to be a national model for student success, public service and regional transformation.

For details – including information about the university's rankings philosophy – please visit [ipar.ecu.edu/dashboards/dshbd-ranking-recognition](http://ipar.ecu.edu/dashboards/dshbd-ranking-recognition)

# Student Life

# 375+

STUDENT ORGANIZATIONS

# 15

RESIDENCE HALLS

# 19

LIVING-LEARNING COMMUNITIES

# 2

STUDENT CENTERS

# 3

MAIN CAMPUS NEIGHBORHOODS

## Our Faculty and Staff

EHRA FACULTY	2,005
EHRA NON-FACULTY AND POSTDOCTORAL SCHOLARS	893
EHRA SENIOR ACADEMIC AND ADMINISTRATIVE OFFICERS	145
CSS CLINICAL SUPPORT SERVICES	911
SHRA STAFF	1,851
<b>TOTAL FACULTY AND STAFF</b>	<b>5,805</b>

### Years of Service to State of North Carolina

0-9	2,762
10-19	1,575
20-29	850
30+	230
Not Applicable	388

# 30%

### Underrepresented Race/Ethnicity

Percentage of faculty and staff who self-identify as being from one of the following groups (regardless of U.S. citizenship status): American Indian or Alaska Native, Black or African American, Hispanic, Native Hawaiian or Pacific Islander, or two or more races

## Return on Investment

An ECU education is a wise investment that pays long-term – and meaningful – dividends.

### NATION'S HIGHEST-PAYING MAJORS OFFERED AT ECU

- |                         |                    |
|-------------------------|--------------------|
| Computer Science        | Business Analytics |
| Engineering             | Finance            |
| Information Technology  | Accounting         |
| Economics               | Physics            |
| Nursing                 | Business           |
| Construction Management | <b>AND MORE</b>    |
| Mathematics             |                    |

Almost **90%** of ECU alumni are **EMPLOYED** or advancing their education within six months of graduating.

Source: ECU First Destination Survey | firstdestination.ecu.edu



### TOP 10 IN NC

- Return on Investment
- Starting Salaries

Source: SmartAsset 2022 Best Values – North Carolina Universities



### ABOVE-AVERAGE SALARIES

Early-career salaries for ECU graduates are above average for graduates of the University of North Carolina

## About the Data

The information in the Our Student Body, Academic Programs, and Our Faculty and Staff sections of this publication is provided by Institutional Planning, Assessment and Research (IPAR) at ECU, which collects, analyzes, warehouses and disseminates data about the university.

For detailed data resources available to the public, visit [ipar.ecu.edu/research/rsrch-public-ecu-data](http://ipar.ecu.edu/research/rsrch-public-ecu-data) online. IPAR's dashboards and reports offer current and historical details on a wide range of topics, including the following:

- Enrollment
- Demographics
- Degrees offered and awarded
- Student, faculty and staff statistics
- University rankings and recognitions

Student life information is provided by ECU's Division of Student Affairs.



[www.ecu.edu](http://www.ecu.edu)